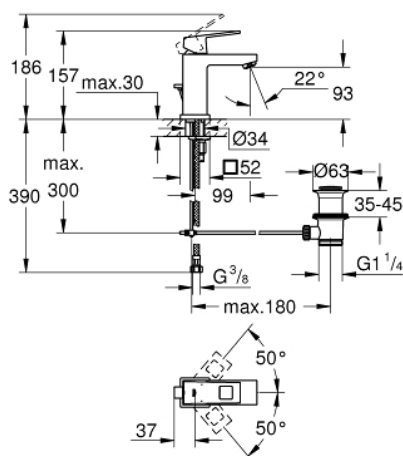


## 23 127 DC0 EUROCUBE WASTAFELMENGKRAAN S-SIZE

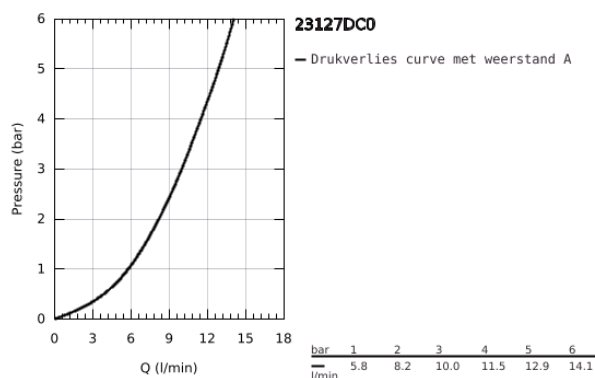


### PRODUCTOMSCHRIJVING

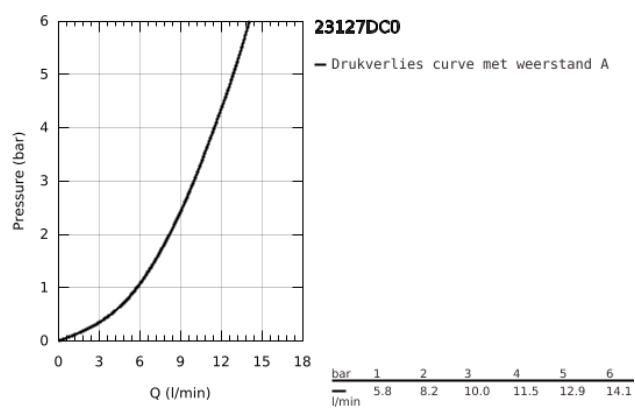
- Kleur: supersteel
- ééngatsmontage
- metalen hendel
- GROHE SilkMove 28 mm cartouche met keramische schijven
- GROHE Water Saving waterbesparende technologie
- maximale doorstroming (bij 3 bar): 5 l/min
- temperatuurbegrenzer
- GROHE FastFixation Plus

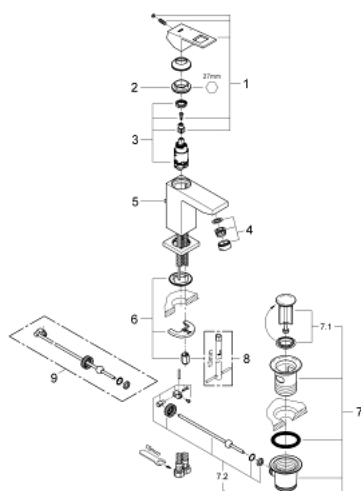


- mousseur
- automatische lediging 1 1/4"
- flexibele aansluitslangen



## 23 127 DC0 EUROCUBE WASTAFELMENGKRAAN S-SIZE





\* Optionele accessoires